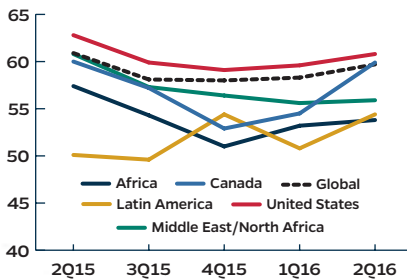
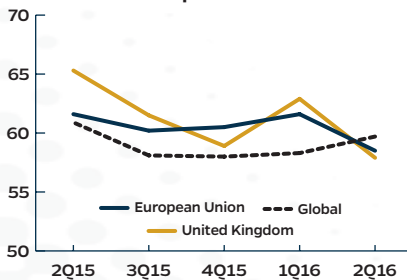


SPOTLIGHT

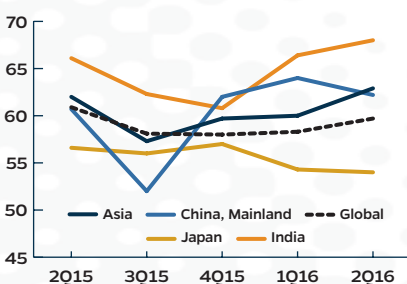
Modest Increase in Global Economic Confidence with a Few Notable Shifts from Previous Quarter



Economic Uncertainty Among YPO Members in the United Kingdom and European Union



India Continues to be a Bright Spot for the Economic Outlook in Asia



YPO and YPO Gold Members:

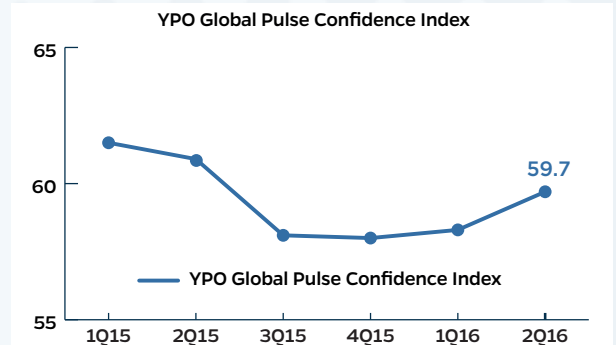
Get exclusive in-depth data and analysis at www.ypowpo.org/globalpulse.

Friends of YPO:

See www.ypo.org/globalpulse.

MODEST INCREASE IN OVERALL GLOBAL ECONOMIC CONFIDENCE

- The YPO Global Pulse Confidence Index experienced a modest increase globally of 1.4 points from 58.3 in 1Q 2016 to 59.7. The erosion of confidence that began in the second half of 2014 and continued through the early part of 2016 appears to have slowed.



- In the **United States**, economic confidence rose 1.2 points from 59.6 in 1Q 2016 to 60.8 in 2Q 2016. This modest gain in confidence coincides with several developments, including a modest rebound in oil prices, a slight drop in the value of the dollar, a significant drop in long-term interest rates triggered largely by the Brexit decision, and an apparent acceleration in the pace of economic activity.
- For business leaders in **Canada**, economic confidence made a significant rebound, increasing 5.4 points from 54.5 in 1Q 2016 to 59.9. Over the past two years, confidence had declined 12 points from a high of 66.6, coinciding with the drop in oil prices and other commodities. As oil prices and non-energy commodities have rebounded in recent months, an increase in economic confidence levels has also been recorded.
- Economic confidence in **Latin America** experienced a significant increase of 3.6 points from 50.8 in 1Q 2016 to 54.4. The oil-exporting countries of Venezuela, Colombia and Ecuador reported substantial jumps in confidence.
- In the **European Union**, economic confidence declined 3.1 points in 2Q 2016, from 61.6 to 58.5, on the heels of the decision for Britain to exit the EU. Economic confidence in the **United Kingdom** experienced a steep drop of 5.0 points from 62.9 in 1Q 2016 to 57.9 in the following quarter.
- Confidence in the **Middle East and North Africa (MENA)** remained stable in 2Q 2016, increasing just 0.3 point from 55.6 in 1Q 2016 to 55.9. However, confidence jumped almost 5 points, from 52.2 in 1Q 2016 to 57.1, amongst the oil-exporting Gulf Cooperation Council (GCC) countries – Bahrain, Kuwait, Oman, Qatar, Saudi Arabia and the United Arab Emirates. The significant rebound in the price of crude oil bolstered confidence amongst YPO executives in these Arab countries.
- The YPO Global Pulse index for **Asia** climbed 2.9 points in 2Q 2016 to 62.9. The increase in confidence was led by **India**, where confidence rose 1.6 points from 66.4 in 1Q 2016 to 68.0. Confidence in **China** dropped 1.8 points to 62.2, and **Japan** remained stable with a slight dip of 0.3 point.

YPO CONFIDENCE INDEX BY AREA

Arrows indicate directional change versus previous quarter

59.7 ↑	53.8 ↑	62.9 ↑	58.3 ↓	59.9 ↑	58.5 ↓	58.5 ↑	54.4 ↑	55.9 ↑	60.8 ↑
Global	Africa	Asia	Australasia	Canada	European Union	Europe Non-EU	Latin America	MENA	United States